



















# ASSISTIVE TECHNOLOGY CHEAT SHEET



*If the IEP says*

*Possible Accommodations are*

<b>Audio Books, Textbook, Novels</b>	 	<u>Learning Ally</u> <u>Read2Go</u>
Access to Computer or Mobile device for <b>Word Processing</b>		Allow students to use iPad for keyboarding classwork and writing assignments
Access to Computer or Mobile device for <b>Text to Speech</b>		Allow students to use iPad to listen to text using the iOS 'Speak Selection' feature or a Text to Speech App such as <u>Claro PDF</u>
Access to Computer or Mobile device for <b>Word Prediction</b>	 	<u>iWordQ</u> <u>Co-Writer Universal</u> <u>Predictive Text</u> and <u>Word/Emoji Suggestion</u> in iOS
Access to Computer or Mobile device for <b>Speech to Text</b>		Allow students to use iPad for speech to text.
Digital 'PDF' copies of worksheets/ <b>Documents for Annotation</b>	 	<u>Notability</u> <u>SnapType Pro</u>
Digital 'PDF' copies of Worksheets/ <b>Documents for Annotation and Audio support</b>		<u>Speak Selection</u> Mac: <u>Add to iTunes as a Spoken Track</u>
<b>Digital Study Guides with Auditory and Visual supports</b>	   	<u>Keynote</u> , <u>Google Slides</u> , <u>Nearpod</u> <u>Pictello</u>
<b>Read aloud</b> program, <b>Oral Administration of Test</b>	 	Mac: <u>Add to iTunes as a Spoken Track</u> <u>Pages with audio recordings</u> , <u>Audio Exam Creator</u>
<b>Magnification</b> program		Access the <u>built-in Zoom</u> feature on the iPad or MacBook Access Magnifier on a PC
<b>Closed Captioning</b>	 	<u>Google Slides</u> , <u>Clips</u> <u>Screencast-o-matic</u>
<b>4 Function Calculator</b>		<u>Talking Calculator</u>

